

FP MATTIOLI WOODS PASSIVE BALANCED

FUND MANAGER COMMENTARY

MARKET REVIEW

Following a tepid start to the year, the continued resilience of the US economy and cooling inflation put a spring in the step of equity markets over February. Most equity markets made gains over the month with Asia Pacific equities leading the way. The outperformance of emerging markets bucks the prevailing trend for the past 18 months and was driven by a Chinese rebound. The rally appears to have been based on investor sentiment as data from the region continues to paint a more mixed outlook. In developed markets, the US and Japan were the strongest areas, with the former driven by the seemingly relentless enthusiasm for mega cap technology companies, and the latter reaching a new all-time high for the first time in over 30 years. UK equities were the clear laggard, with smaller companies faring slightly worse than their larger peers. In fixed income, yields were generally higher, meaning prices fell, as investors pushed out the timeframe for central banks to cut interest rates.

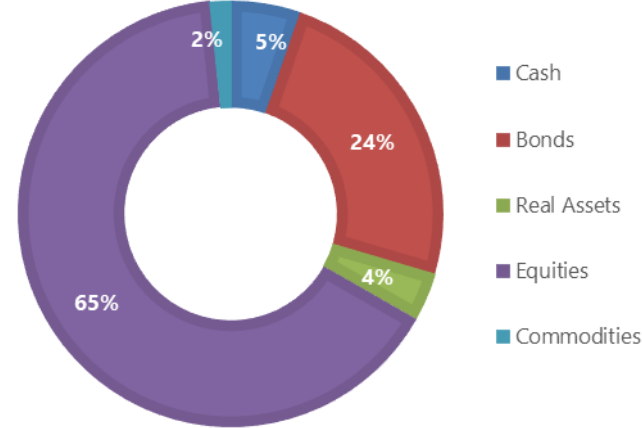
FUND REVIEW

The Fund delivered a positive total return over February, marginally lagging its benchmark, which represents the average of our peer group. The position in US government debt was a particular detractor over the period as a tight labour market and concerns over wage pressure reacceleration in the US were sufficient catalysts for yield increases. We expect short-term volatility in yields as market participants have become more attentive to surprises in economic data but retain confidence in the position as rates have almost certainly reached peak levels. UK equities, particularly the smaller more domestically-exposed companies, were also a detractor as official data showed that the UK economy had entered a technical recession in the second half of 2023. Although we reduced our exposure to UK commercial property assets as prices rose in the final months of 2023, the small exposure remaining to these assets was a detractor over the month. The main contributors to performance were positions in developed market equities namely those listed in Japan, Europe and the recently increased US exposure. Our conviction in Japanese equities has been well rewarded, as strong investor appetite for Japanese equities continued and has driven a much faster than expected market rally in the region.

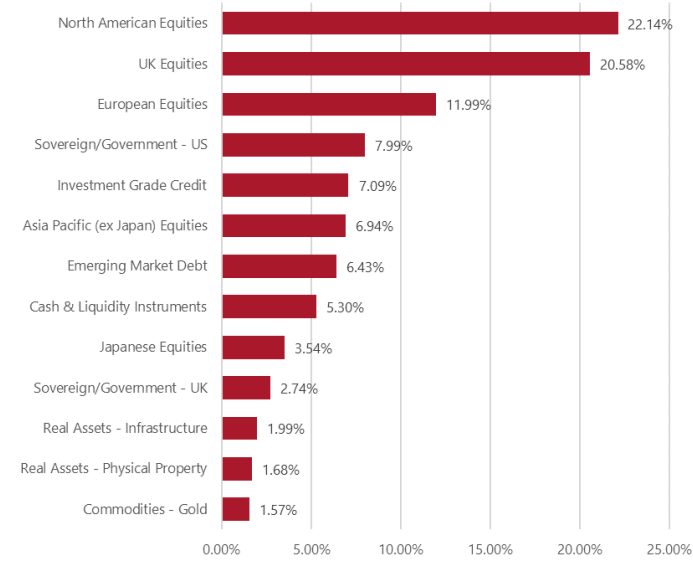
ACTIVITY

We continued rebalancing the portfolio into alignment with our new strategic asset allocation, which sees us reducing exposure to higher-costing thematic funds in favour of broad regional positions in developed market equities as well as significantly reducing exposure to real assets (like property and infrastructure).

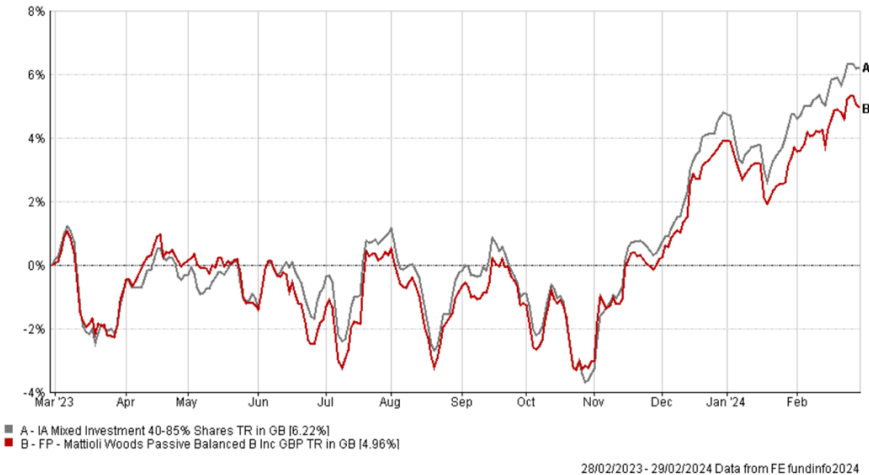
ASSET ALLOCATION



FUND COMPOSITION



FUND PERFORMANCE



Source: Financial Express, bid-to-bid, net income reinvested, sterling terms. Performance is quoted net of fees.

CUMULATIVE PERFORMANCE as at 29.02.2024

	1 month	3 months	6 months	1 year	3 years
Fund	1.19	4.76	5.82	4.96	
Benchmark	1.42	5.63	6.47	6.22	9.37

Performance data: Share Class B Inc

ANNUAL PERFORMANCE

	2023	2022	2021	2020	2019
Fund	6.34				
Benchmark	8.08	-10.04	10.94	5.32	15.78

RISK METRICS as at 29.02.2024

	1 year
Annual volatility	6.34
Maximum drawdown	-3.33
Sharpe ratio	0.23

Metrics annualised over three years for Share Class B Inc

TOP TEN HOLDINGS as at 29.02.2024

Holding	Percentage
L&G UK Index Trust C Inc	20.58%
L&G US Index Trust C Inc	20.34%
L&G European Index Trust C Inc	11.99%
iShares Corporate Bond Index (UK) D Inc	7.09%
UBS (Irt) Fund Solutions plc - MSCI AC Asia ex Japan SF UCITS ETF (USD) A Acc	6.94%
JPM Betabuilders US Treasury Bond UCITS ETF - GBP Hedged	5.74%
L&G Japan Equity UCITS ETF	3.54%
Vanguard USD Emerging Markets Government Bond UCITS ETF USD Dis	3.44%
L&G Emerging Markets Government Bond (Local Currency) Index Fund (C) Dist	2.99%
iShares UK Gilts 0-5 Yr ETF	2.74%

FUND CHARGES

	B	C
Ongoing charges figure (% p.a.)	0.56%	0.31%
Annual management charge (% p.a.)	0.40%	0.15%
Initial fee	0.00%	0.00%

FUND CODES

	ISIN	SEDOL
B Inc	GB00BNGB2459	BNGB245
C Inc	GB00BNGB2566	BNGB256

FUND AIM

The investment objective of the Fund is to preserve capital and generate capital growth (the increase in value of investments) over an investment term in excess of five years and to generate income (money paid out by an investment, such as interest from a bond or a dividend from a share). It is not guaranteed that the Fund will achieve its objective of capital preservation. Capital growth will be prioritised over income generation.

INVESTMENT PHILOSOPHY

This Fund uses a global multi-asset approach to deliver its aim of generating long-term capital growth. The managers will achieve this aim by utilising passive solutions, typically index trackers, while closely managing volatility. The asset allocation of the Fund will be managed in line with guidance provided by the Mattioli Woods Asset Allocation Committee, ensuring diversity of assets.

FUND DETAILS

Fund management	Mattioli Woods plc
Fund size:	£17.13 million
No. of holdings:	15
Sector:	IA Flexible Investment
Benchmark:	IA Mixed Investments 40-85% Shares
Distribution policy:	Half-yearly
Payment dates:	March and September
XD date:	February and August
Launch date:	21 March 2022
Legal structure:	Non-UCITS Retail Scheme
Reporting date (annual):	31 July
Reporting date (interim):	31 January
Base currency:	Sterling
Valuation point:	12:00 midday daily
ISA eligible:	Yes

RISK WARNINGS

- Past performance is not a guide to future returns.
- The value of investments and the income from them can fall as well as rise, and you may not get back the amount invested.
- For funds investing globally, currency exchange rate fluctuations may have a positive or negative impact on the value of your investments.
- Changes in interest rates will affect the value of, and the interest earned from, bonds held by the Fund. When interest rates rise, the capital value of the Fund is likely to fall and vice versa.
- The Fund does not use derivatives extensively, although it may use them in an attempt to reduce risk, reduce costs and to generate additional income. Investing in derivatives carries the risk of reduced liquidity, substantial loss and increased volatility in adverse market conditions. Derivatives may expose the Fund to credit risks of counterparties, who may not meet payment obligations. The use of derivatives may result in the Fund being leveraged (where economic exposure and thus the potential for loss by the Fund exceeds the amount it has invested), and in these market conditions the effect of leverage will magnify losses.
- This document is issued by Mattioli Woods plc and should be read in conjunction with the Fund's Supplementary Information Document. A list of risk factors is detailed in the Supplementary Information Document, and an investment should not be contemplated until the risks are considered fully. Current tax levels and relief are liable to change, and their value will depend on an individual investor's circumstances. If you are unsure about any information contained within this document, you should take financial advice.

Source: FE Fundinfo

MORE INFORMATION

If you have any issues with this document, please contact Mattioli Woods plc.